

# iPad Settings & Restrictions for iOS 12

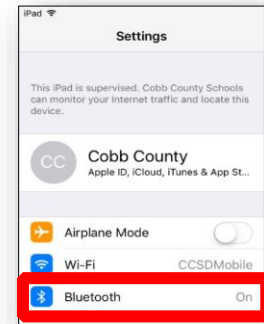
These directions will explain how to set Instructional Technology's recommended settings and restrictions for iOS 12 on CCSD iPads.

1. Open the **Settings** app.

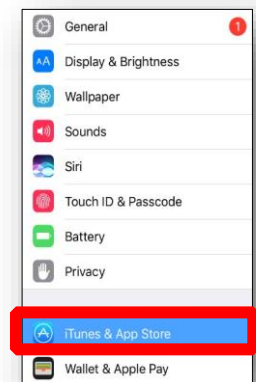


2. In the left navigation bar, select **Bluetooth** and tap the switch to the **OFF** position.

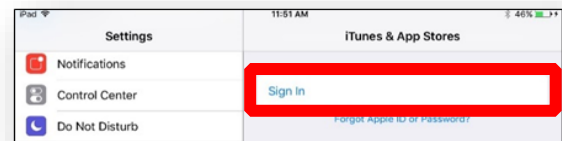
*Note: Turning off Bluetooth increases battery life.*



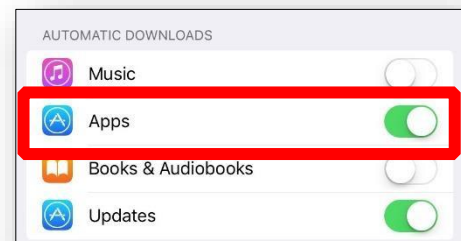
3. Scroll down the left navigation bar and select **iTunes & App Store**.



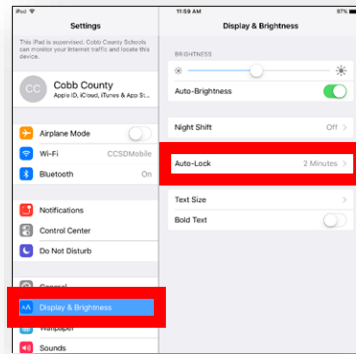
4. Sign in with the **assigned Apple ID** and **password**.



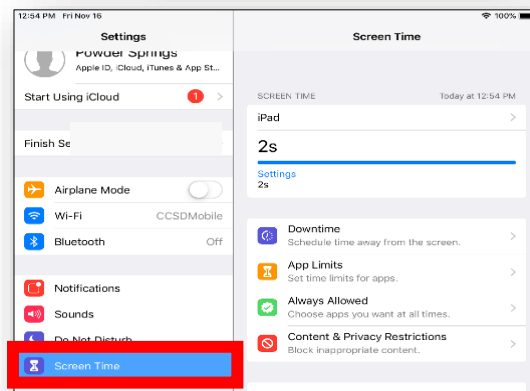
5. In the **Automatic Downloads** section, tap the Apps switch to the **ON** position.



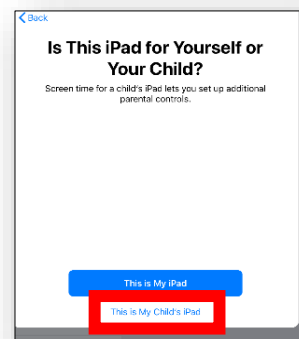
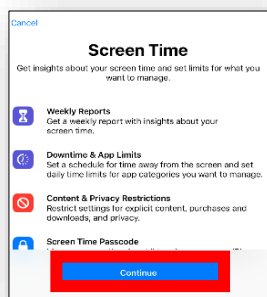
- In the left navigation bar, select **Display & Brightness**.
- Tap **Auto-Lock** and choose the greatest amount of time.  
*Note: Do NOT choose Never.*



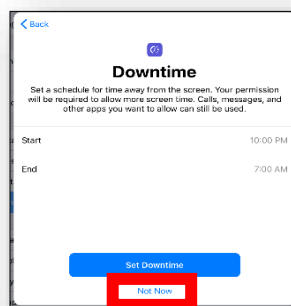
- In the left navigation bar, tap **Screen Time**.



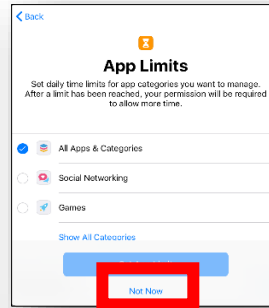
- Tap **Continue**.
- Tap **This is My Child's iPad**.



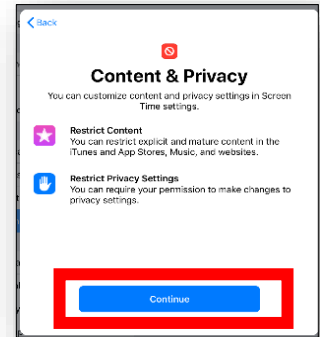
- Tap **Not Now** for Downtime.



12. Tap **Not Now** for App Limits.



13. Tap **Continue** for Content & Privacy.

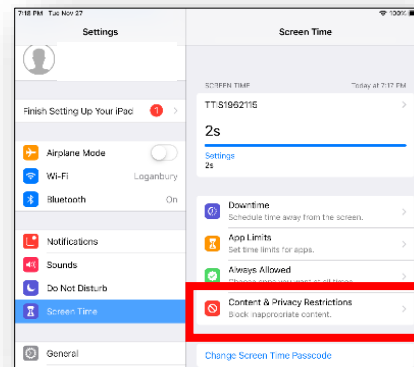


14. Create a **Passcode** for Parent Passcode and enter it twice.

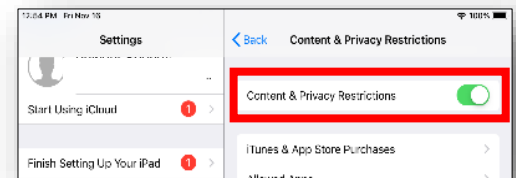
*Note: This passcode should be recorded along with the Apple ID information on the printed iPad Information Sheet for [student iPads](#) or a [teacher iPad](#) and submitted to the school administration or their designee.*

15. Tap **Content and Privacy Restrictions**.

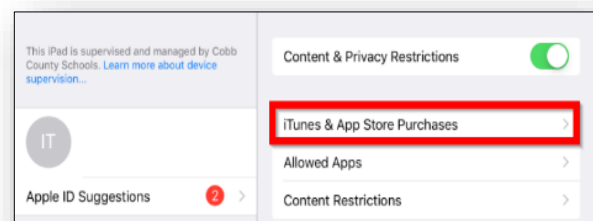
Enter the newly created passcode.



16. Toggle switch on for **Content and Privacy Restrictions**.

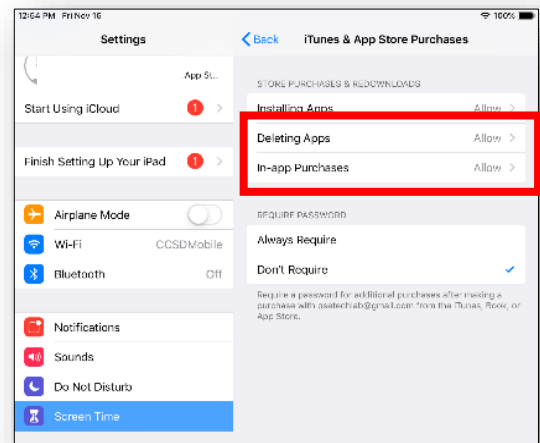


17. Tap **iTunes and App Store Purchases**.



18. Tap **Deleting Apps** and choose **Don't Allow**.

19. Tap **In-App Purchases** and choose **Don't Allow**.



20. Tap the Back Button and scroll down to the **Allow Changes** section and tap **Account Changes**. Select **Don't Allow**.

*Note: This will prevent students or others from changing the assigned Apple ID.*

21. Repeat all procedures for all iPads using the same assigned Apple ID.

