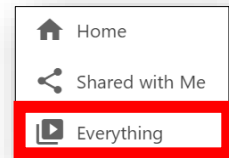


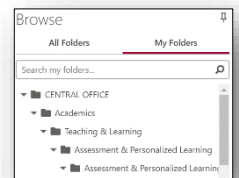
# Download a Video from StreamingCobb and Save to a Flash Drive

These directions explain how to download a video from Streaming Cobb and save it to a flash drive to be used with the SimplicityTouch Interactive flat panel.

1. Log into **StreamingCobb**.
2. On the left, click **Everything**.



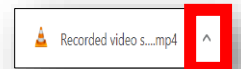
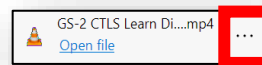
3. Navigate to the video using the folders or use the search box.



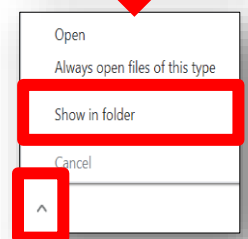
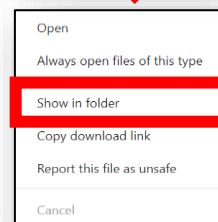
4. After finding the video, click the gray **download** icon in the top right-hand corner.  
*Note: The video will download as an mp4 in a popup at the bottom of the page.*



5. Click on the **ellipsis** or **caret**.



6. Select **Show in Folder**.  
*Note: This will allow the user to move the video into the appropriate folder using drag and drop.*



7. Once you have a flash drive plugged in the computer, drag and drop to the video from its current location in the folder into the flash drive.  
*Note: For more information on how to use the video on the flash drive with a substitute and the interactive panel, click [here](#).*