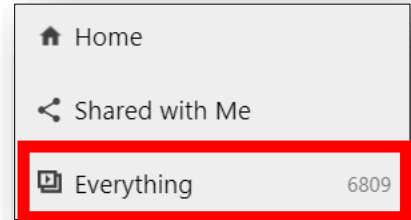


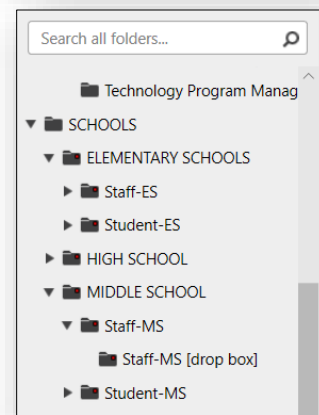
# Share Videos in StreamingCobb

Videos uploaded to StreamingCobb can be shared with others. These directions will provide several options for sharing videos inside and outside the Cobb County School District.

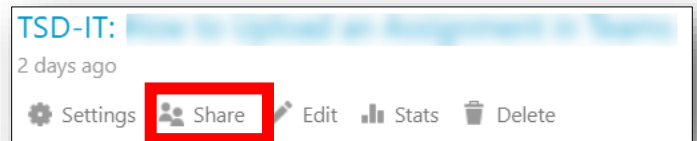
1. After logging into StreamingCobb, select **Everything** from the navigation bar on the left.



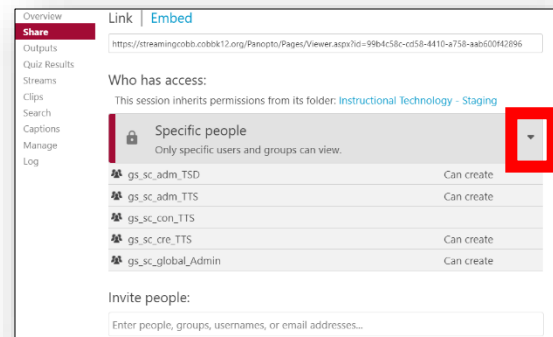
2. Navigate to the video using the folders or use the search box.



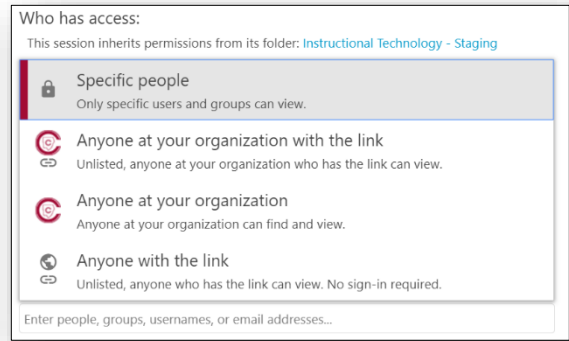
3. After you find the video, hover the cursor over the **video title**. Click **Share**.



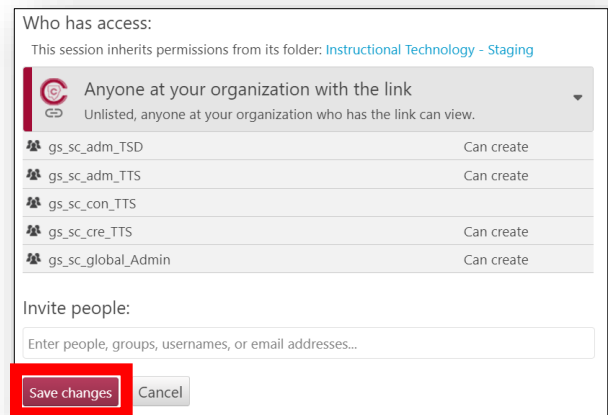
4. Click the **drop-down arrow** next to Specific People to show all sharing options.



- Click on a **Share Option**.  
*Note: Be aware of your target audience prior to selecting a share option.*



- Click **Save Changes**. A link will be created with different access rights based on your sharing preference. You may paste the link in any location.



- You may also invite viewers. This feature works best with CCSD staff and students. Start typing a name and his or her username will populate. There is an option to send invitees an email notification and a personal message. Click on **Send** and **Save Changes**. Selected names will be saved under **Specific People**.

