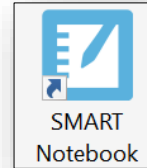


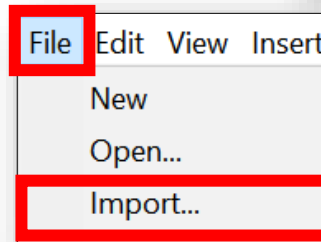
Import PowerPoint to SMART Notebook 19

These directions support importing PowerPoint presentations into SMART Notebook.

1. Open New **SMART Notebook** from your desktop.

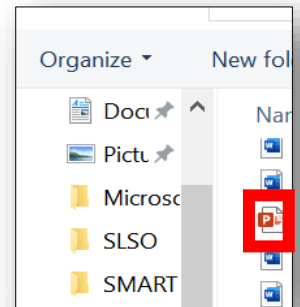


2. In the top left, click **File**.



3. Click **Import**.

4. Double-click the **existing PowerPoint** you wish to convert to SMART.



5. Choose how you want to convert the presentation.

Note: Animations in the PowerPoint will not transfer to SMART Notebook.

6. Click **Ok**.

