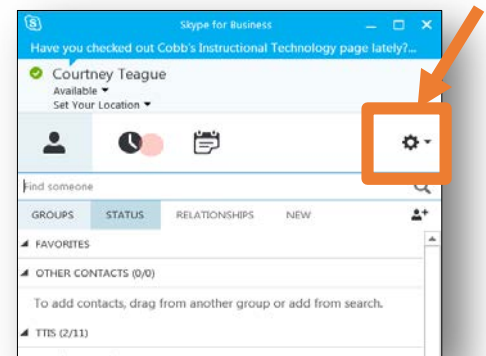


# Using Your Simplicity Cam With Skype

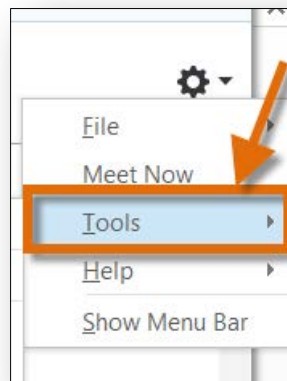


Many CCSD teachers are fortunate to have the Simplicity Document Camera in their room. This particular model functions as a video camera in addition to being a document camera. Teachers now have a choice between their laptop camera and the Simplicity Document Camera when deciding the best video camera source to choose while using Skype.

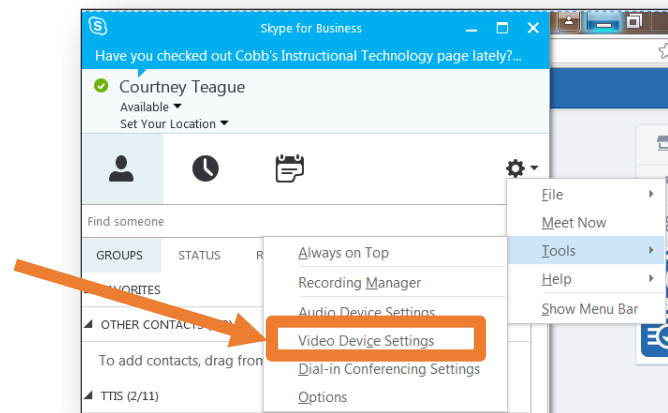
1. Make sure the document camera is connected
2. Open **Skype for Business**
3. Select **Settings**



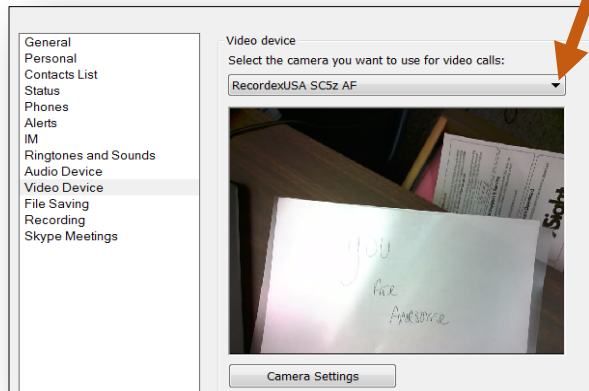
4. Select **Tools**.



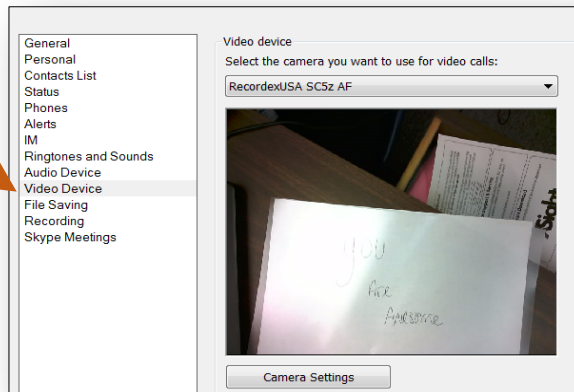
5. Select **Video Device Settings**.



6. Select **Video Device**.



7. Click arrow select "**RecordexUSA**" as the camera choice to use for video calls.



8. Select **OK**.