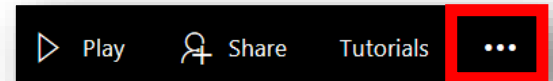


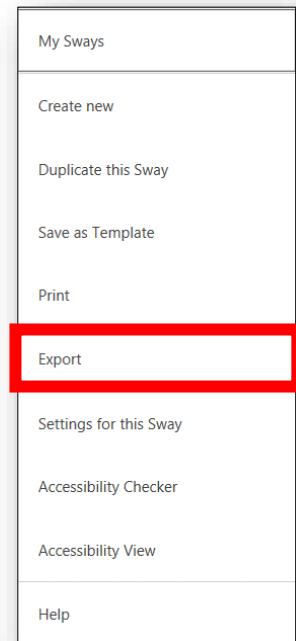
# Exporting and Printing in Sway

These directions explain how to export and print a Sway presentation.

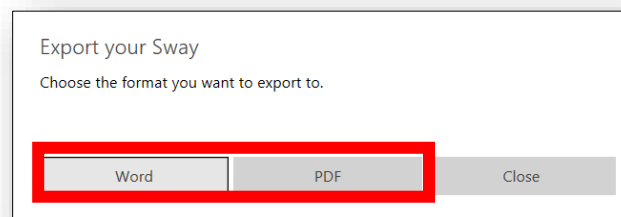
1. Open **Sway** via Office 365 or [www.sway.com](http://www.sway.com), and sign in.
2. Open the Sway presentation that you would like to export.
3. Click the **ellipsis** in the upper right corner.



4. Choose the **Export**.



5. Select how you want to export your Sway-**Word** or **PDF**.



6. After the document has been exported, open it to **Save** and/or **Print**.