

Large Gallery and Together Mode in Microsoft Teams

These directions guide you to turning on Large Gallery and Together Mode in Teams for Teams Meetings. At this time this mode is preview and may become the default in the future.

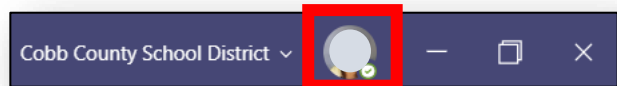
Microsoft Teams App Settings

1. Open the **Microsoft Teams App** from your desktop.

Note: This feature and these settings are currently not available in Teams via a web browser.



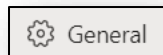
2. Select your **profile** in the upper right corner of the screen.



3. Choose **Settings**.

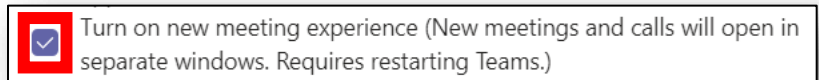


4. Choose the **General section**.



5. Check the box to **Turn on new meeting experience**.

Note: You will have to restart Teams for this change to take effect. A restart of the computer may be needed.

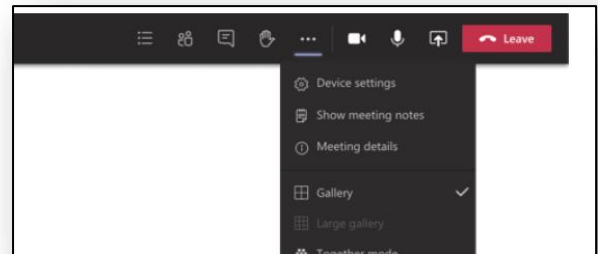


Preview of New Features

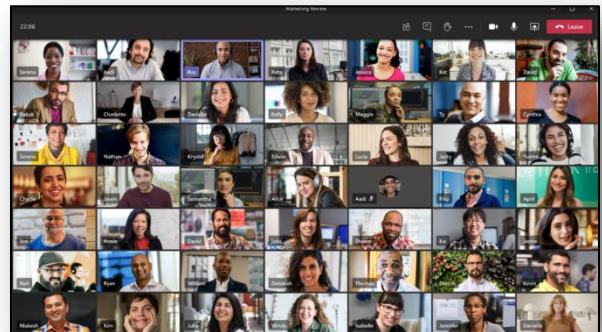
1. Calls and meetings will pop out in a new window.



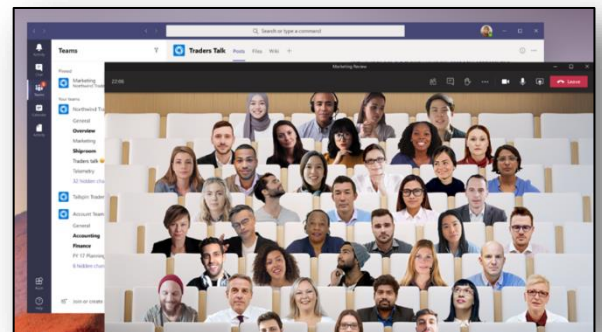
2. Meeting controls will be docked at the top of the screen.



3. The 7x7 large gallery view option is now available.



4. The together mode view option is now available.



For more information on the updates, please click [here](#).