

Post and Tab Ideas for Teachers in Microsoft Teams


This document gives suggested posts and tabs for distance learning using Microsoft Teams. Contact [your TTIS](#) via email or Teams Chat for additional ideas and assistance.

Suggested Posts


1. Make a Post each day with a schedule of the day's activities.
 - a. *I will be available via Teams Chat or email during the hours of ...*
 - b. *I will be live on Teams video in this channel at (insert time) to read a book, provide a class discussion, give a lecture, etc.*
2. Post a topic for class discussion.
 - a. *Which room has the largest area in your house? If you do not have a measuring tape, estimate by counting your steps across the room. Remember the formula for area is length times width. Click reply and post your answer.*
 - b. *Open Pebble Go Animals in the Cobb Digital Library. Select an animal. Click reply and write two sentences about what you learned.*
 - c. *Share a book review with your classmates without giving away the ending of the book.*
3. Post a link to a Flipgrid.
 - a. *Add the link to the Flipgrid and directions on how to respond if your students are new to Flipgrid.*
4. Post a Microsoft Forms Quiz link.
5. Post a link to a Newsela article, Wonderopolis, podcast, TedTalk, Tween Tribune article or other articles and sites with a discussion prompt.

Suggested Tabs


1. Make a Tab using the **Wiki** app to share frequently used websites.
2. Make a Tab directly connecting your class to the **Flipgrid** app and post daily prompts in Flipgrid to keep discussions active outside of school.
3. Make a Tab to connect to your school or class web page with the **website** app.



Wiki



Flipgrid



Website