















# Universally Designed Tools to Support Learning

This document provides suggested applications to enhance learning based on individual learning needs. This is a sampling of resources readily available in Cobb.

<u>Learning Need</u>	<u>Icons</u>	<u>Tools Available for All Cobb Students</u>
Decoding Support		Feature found in many Office 365 programs such as Word, Sway, etc.
Digital Access to Audio Books	  	<p>Sora</p> <p>Access via:  <a href="#">Cobb Digital Library</a>            OR  <a href="#">Cobb County Public Library Partnership</a>            (OverDrive, Libby, eRead Kids)</p>
Digital Access to Textbooks		<p><a href="#">Textbook Links</a>            OR  <a href="https://clever.com/in/cobb">https://clever.com/in/cobb</a></p>
Access to Computer or Mobile device for Text to Speech	 	<p>Immersive Reader in Office 365 and Edge Browser</p> <p>iPad: Spoken Content</p>
Access to Computer or Mobile device for Speech to Text	 	<p>Office 365: Dictate</p> <p>iPad: Dictate on Keyboard</p>
Read aloud program, Oral Administration of Test		<p>Microsoft Tools:            Immersive Reader feature in Office Lens            Immersive Reader in Forms</p> <p>CTLs Assess: Read Aloud Feature</p> <p>iPad: Spoken Content and Audio Descriptions</p>

<p>Digital PDF copies of activities Documents for Annotation Digital PDF copies of worksheets Documents for Audio Support Digital Study Guides with Auditory and Visual Supports Immersive Reader Tools Organization</p>		<p>OneNote</p>
<p>Magnification program</p>		<p>Windows 10: Access Magnifier on a PC  iPad: Magnifier and Zoom settings</p>
<p>Closed Captioning</p>		<p>Office 365: Microsoft Translator feature for PowerPoint  iPad: Subtitles &amp; Captioning</p>
<p>4 function Calculator</p>		<p>Windows 10: Calculator  iPad: Calculator App</p>
<p>Enlarged Print</p>		<p>Office 365 &amp; Edge: Immersive Reader Settings to Change Font Size  iPad: Display &amp; Text Size</p>
<p>Translation</p>		<p>Microsoft Tools: Microsoft Translator Closed Captioning in PowerPoint Picture Dictionary in Immersive Reader</p>

Comprehension	  	See Read Aloud Apps, Lexile levels tools (CTLs Teach Resource Library, Newsela), Videos from resources like Discovery Education and BrainPop to build background knowledge
---------------	--	--

Learn more:

[Microsoft Accessibility Page](#)

[Apple Accessibility Page](#)